



# **EXERCISE BOOKLET**

\*To be used alongside regular lesson material

# CONTENTS

<b>QUAVER/EIGHTH NOTE GROOVES .....</b>	<b>1</b>
<b>CROTCHET/QUARTER NOTE READING EXERCISES .....</b>	<b>2</b>
<b>CROTCHET/QUARTER NOTE FILLS .....</b>	<b>3</b>
<b>CROTCHET/QUARTER NOTE GROOVES .....</b>	<b>4</b>
<b>QUAVER/EIGHTH NOTE READING EXERCISES .....</b>	<b>5</b>
<b>QUAVER/EIGHTH NOTE FILLS .....</b>	<b>6</b>
<b>SNARE SOLO 1 .....</b>	<b>7</b>
<b>12/8 GROOVES .....</b>	<b>8</b>
<b>SEMIQUAVER/SIXTEENTH NOTE FILLS .....</b>	<b>9</b>
<b>SNARE SOLO 2 .....</b>	<b>10</b>
<b>SEMIQUAVER/SIXTEENTH NOTE GROOVES .....</b>	<b>11</b>
<b>Single-Handed</b>	
<b>SEMIQUAVER/SIXTEENTH NOTE READING EXERCISES .....</b>	<b>12</b>
<b>SEMIQUAVER/SIXTEENTH NOTE GROOVES .....</b>	<b>13</b>
<b>Open-Handed</b>	
<b>SNARE SOLO 3 .....</b>	<b>14</b>
<b>QUAVER/EIGHTH NOTE GROOVES .....</b>	<b>15</b>
<b>16th Note Variations</b>	
<b>PARADIDDLE INDEPENDENCE EXERCISE .....</b>	<b>16</b>
<b>SHUFFLE GROOVES .....</b>	<b>17</b>
<b>TRIPLET FILLS .....</b>	<b>18</b>
<b>6 STROKE ROLL EXERCISE .....</b>	<b>19</b>

# QUAVER / EIGHTH NOTE GROOVES

BACKBONE DRUM SCHOOL

1

Musical notation for groove 1: A single eighth note followed by a pair of beamed eighth notes, with a bracket above the pair containing six 'x' marks.

2

Musical notation for groove 2: A pair of beamed eighth notes followed by a single eighth note, with a bracket above the pair containing six 'x' marks.

3

Musical notation for groove 3: A pair of beamed eighth notes followed by a pair of beamed eighth notes, with a bracket above the first pair containing six 'x' marks.

4

Musical notation for groove 4: A pair of beamed eighth notes followed by a pair of beamed eighth notes, with a bracket above the second pair containing six 'x' marks.

5

Musical notation for groove 5: A pair of beamed eighth notes followed by a pair of beamed eighth notes, with a bracket above the first pair containing six 'x' marks.

6

Musical notation for groove 6: A pair of beamed eighth notes followed by a pair of beamed eighth notes, with a bracket above the second pair containing six 'x' marks.

7

Musical notation for groove 7: A pair of beamed eighth notes followed by a pair of beamed eighth notes, with a bracket above the first pair containing six 'x' marks.

8

Musical notation for groove 8: A pair of beamed eighth notes followed by a pair of beamed eighth notes, with a bracket above the second pair containing six 'x' marks.

9

Musical notation for groove 9: A pair of beamed eighth notes followed by a pair of beamed eighth notes, with a bracket above the first pair containing six 'x' marks.

10

Musical notation for groove 10: A pair of beamed eighth notes followed by a pair of beamed eighth notes, with a bracket above the second pair containing six 'x' marks.

11

Musical notation for groove 11: A pair of beamed eighth notes followed by a pair of beamed eighth notes, with a bracket above the first pair containing six 'x' marks.

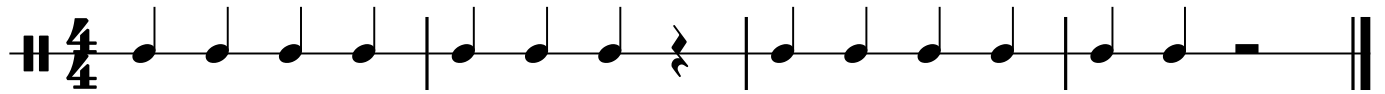
12

Musical notation for groove 12: A pair of beamed eighth notes followed by a pair of beamed eighth notes, with a bracket above the second pair containing six 'x' marks.

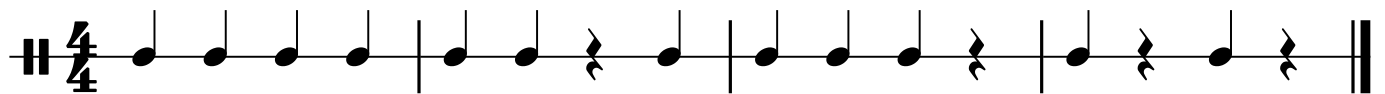
# CROTCHET / QUARTER NOTE READING EXERCISES

BACKBONE DRUM SCHOOL

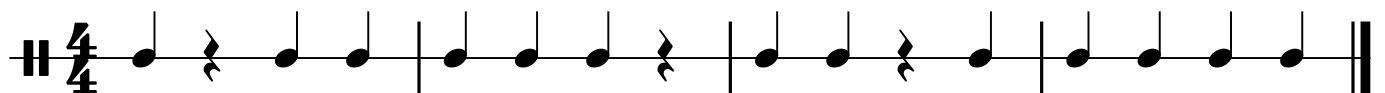
1



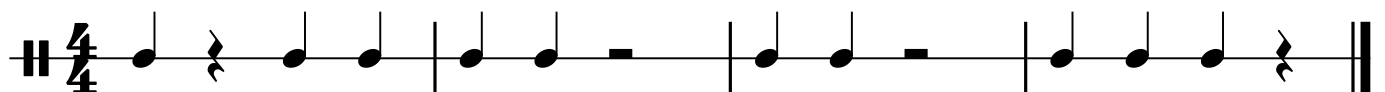
2



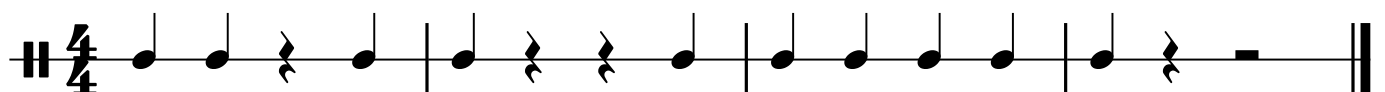
3



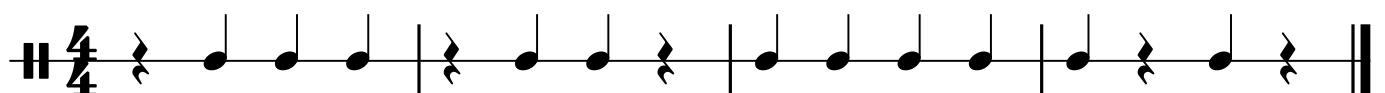
4



5



6





# CROTCHET / QUARTER NOTE GROOVES

BACKBONE DRUM SCHOOL

1

2

3

4

5

6

7

8

9

10

11

12

# QUAVER / EIGHTH NOTE READING EXERCISES

BACKBONE DRUM SCHOOL

1

4/4

2

4/4

3

4/4

4

4/4

5

4/4

6

4/4

# QUAVER / EIGHTH NOTE FILLS

BACKBONE DRUM SCHOOL

1

1 + 2 + 3 + 4 +

2

3

4

5

6



# SNARE SOLO 1

BACKBONE DRUM SCHOOL

## CONCEPTS

Crotchets

Quavers

Crotchet Rests

## RUDIMENTS

Single Strokes

Double Strokes

1 2

3 4

5 6

7 8

# 12/8 GROOVES

BACKBONE DRUM SCHOOL

1

2

3

4

5

6

7

8

9

10

11

12

# SEMIQUAVER / SIXTEENTH NOTE FILLS

BACKBONE DRUM SCHOOL

1 e + a 2 e + a 3 e + a 4 e + a

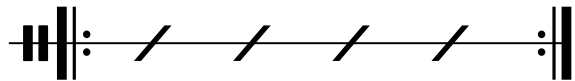


# SNARE SOLO 2

BACKBONE DRUM SCHOOL

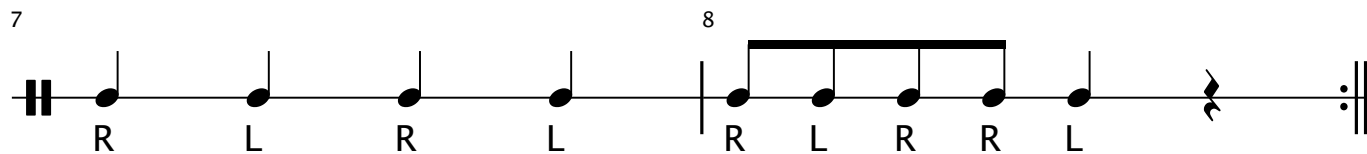
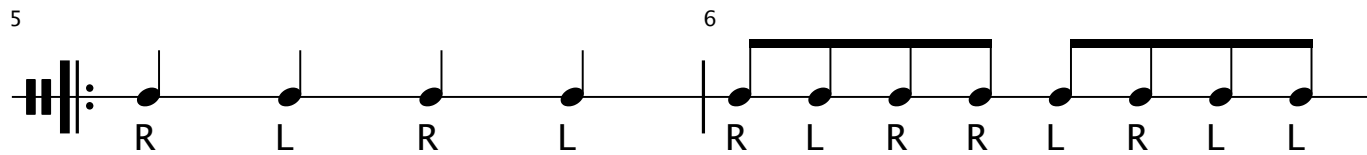
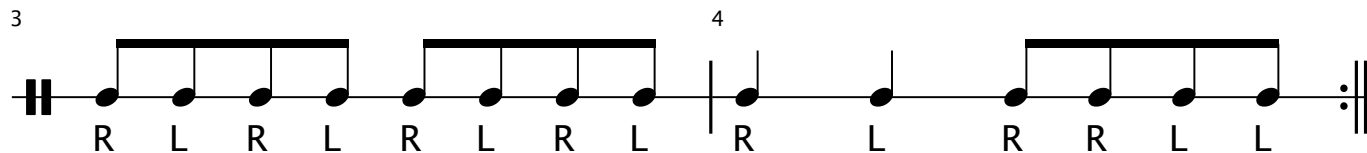
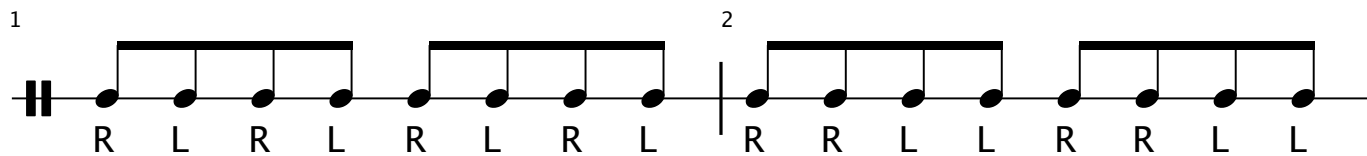
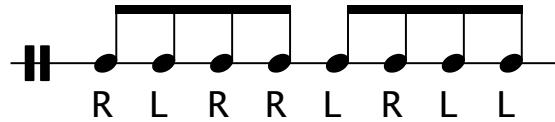
## CONCEPTS

Repeats



## RUDIMENTS

Single Paradiddle



# SEMIQUAVER / SIXTEENTH NOTE GROOVES

(Single-Handed)

BACKBONE DRUM SCHOOL

1

2

3

4

5

6

7

8

9

10

11

12

# SEMIQUAVER / SIXTEENTH NOTE READING EXERCISES

BACKBONE DRUM SCHOOL

1



2



3



4



5



6



# SEMIQUAVER / SIXTEENTH NOTE GROOVES

(Open-Handed)

BACKBONE DRUM SCHOOL

1

2

3

4

5

6

7

8

9

10

11

12

# SNARE SOLO 3

BACKBONE DRUM SCHOOL

## CONCEPTS

Accents

## RUDIMENTS

Flams

1

2

3

4

5

6

7

8



# QUAVER / EIGHTH NOTE GROOVES

(Semiquaver / Sixteenth Note Variations)

BACKBONE DRUM SCHOOL

1

Musical notation for groove 1: A single eighth note followed by a pair of eighth notes, then a pair of eighth notes followed by a quarter note, and finally a pair of eighth notes followed by a quarter note. Each eighth note has an 'x' above it. The pattern is repeated twice.

2

Musical notation for groove 2: A pair of eighth notes followed by a pair of eighth notes, then a pair of eighth notes followed by a quarter note, and finally a pair of eighth notes followed by a quarter note. Each eighth note has an 'x' above it. The pattern is repeated twice.

3

Musical notation for groove 3: A pair of eighth notes followed by a pair of eighth notes, then a pair of eighth notes followed by a quarter note, and finally a pair of eighth notes followed by a quarter note. Each eighth note has an 'x' above it. The pattern is repeated twice.

4

Musical notation for groove 4: A pair of eighth notes followed by a pair of eighth notes, then a pair of eighth notes followed by a quarter note, and finally a pair of eighth notes followed by a quarter note. Each eighth note has an 'x' above it. The pattern is repeated twice.

5

Musical notation for groove 5: A pair of eighth notes followed by a pair of eighth notes, then a pair of eighth notes followed by a quarter note, and finally a pair of eighth notes followed by a quarter note. Each eighth note has an 'x' above it. The pattern is repeated twice.

6

Musical notation for groove 6: A pair of eighth notes followed by a pair of eighth notes, then a pair of eighth notes followed by a quarter note, and finally a pair of eighth notes followed by a quarter note. Each eighth note has an 'x' above it. The pattern is repeated twice.

7

Musical notation for groove 7: A pair of eighth notes followed by a pair of eighth notes, then a pair of eighth notes followed by a quarter note, and finally a pair of eighth notes followed by a quarter note. Each eighth note has an 'x' above it. The pattern is repeated twice.

8

Musical notation for groove 8: A pair of eighth notes followed by a pair of eighth notes, then a pair of eighth notes followed by a quarter note, and finally a pair of eighth notes followed by a quarter note. Each eighth note has an 'x' above it. The pattern is repeated twice.

9

Musical notation for groove 9: A pair of eighth notes followed by a pair of eighth notes, then a pair of eighth notes followed by a quarter note, and finally a pair of eighth notes followed by a quarter note. Each eighth note has an 'x' above it. The pattern is repeated twice.

10

Musical notation for groove 10: A pair of eighth notes followed by a pair of eighth notes, then a pair of eighth notes followed by a quarter note, and finally a pair of eighth notes followed by a quarter note. Each eighth note has an 'x' above it. The pattern is repeated twice.

11

Musical notation for groove 11: A pair of eighth notes followed by a pair of eighth notes, then a pair of eighth notes followed by a quarter note, and finally a pair of eighth notes followed by a quarter note. Each eighth note has an 'x' above it. The pattern is repeated twice.

12


Musical notation for groove 12: A pair of eighth notes followed by a pair of eighth notes, then a pair of eighth notes followed by a quarter note, and finally a pair of eighth notes followed by a quarter note. Each eighth note has an 'x' above it. The pattern is repeated twice.

# PARADIDDLE INDEPENDENCE EXERCISE

BACKBONE DRUM SCHOOL

## Paradiddle: RLRR LRL


1



R L R R L R L L

Detailed description: This musical notation shows a four-measure exercise on a single staff. Each measure contains a pair of eighth notes. The first measure has notes on the first and second lines (G4 and A4). The second measure has notes on the second and third lines (A4 and B4). The third measure has notes on the third and fourth lines (B4 and C5). The fourth measure has notes on the fourth and fifth lines (C5 and D5). The rhythm is consistent across all measures, with a quarter rest in the second half of each measure. The exercise is marked with a '1' at the beginning and ends with a double bar line.


2



R L R R L R L L

Detailed description: This musical notation is identical to exercise 1, showing a four-measure exercise on a single staff with eighth notes and quarter rests. It is marked with a '2' at the beginning and ends with a double bar line.


3



R L R R L R L L

Detailed description: This musical notation is identical to exercise 1, showing a four-measure exercise on a single staff with eighth notes and quarter rests. It is marked with a '3' at the beginning and ends with a double bar line.

4



R L R R L R L L

Detailed description: This musical notation is identical to exercise 1, showing a four-measure exercise on a single staff with eighth notes and quarter rests. It is marked with a '4' at the beginning and ends with a double bar line.

# SHUFFLE GROOVES

BACKBONE DRUM SCHOOL

1

2

3

4

5

6

7

8

9





10

11

12

## TRIPLET FILLS

BACKBONE DRUM SCHOOL



# 6 STROKE ROLL EXERCISE

BACKBONE DRUM SCHOOL

1

R L L R R L

2

R L R R L L

3

R R L L R L

4

R R L R L L